

HUMANITARIAN ASSISTANCE IN REVIEW

EAST ASIA AND THE PACIFIC | FY 2003 – 2012



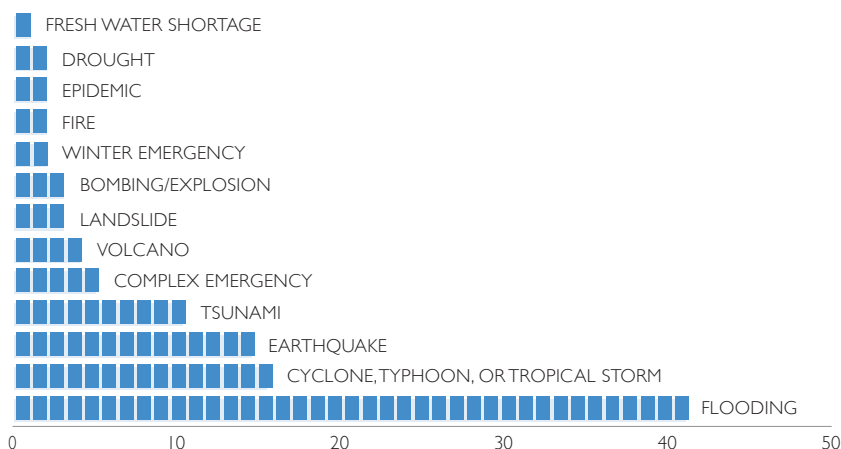
THE EAP REGION COMPRISES AUSTRALIA, BRUNEI, BURMA, CAMBODIA, CHINA, EAST TIMOR, FIJI, INDONESIA, JAPAN, KIRIBATI, LAOS, MALAYSIA, MARSHALL ISLANDS, MICRONESIA, MONGOLIA, NAURU, NEW ZEALAND, NIUE, NORTH KOREA, PALAU, PAPUA NEW GUINEA, PHILIPPINES, SAMOA, SINGAPORE, SOLOMON ISLANDS, SOUTH KOREA, TAIWAN, THAILAND, TONGA, TUVALU, VANUATU, AND VIETNAM.

Recurrent floods, earthquakes, volcanoes, and seasonal typhoons, as well as limited government response capacity in some countries, present significant challenges to vulnerable populations in the East Asia and Pacific (EAP) region. Between Fiscal Year (FY) 2003 and FY 2012, USAID’s Office of U.S. Foreign Disaster Assistance (USAID/OFDA) and USAID’s Office of Food for Peace (USAID/FFP) have provided humanitarian assistance in response to a diverse range of natural and complex emergencies in the region, including cyclones in Burma and the Philippines; earthquakes in China, Indonesia, and New Zealand; floods in Cambodia, Thailand, and Vietnam; tsunamis in Indonesia, Japan, Malaysia, Thailand, and Samoa; a fresh water shortage in Tuvalu; and conflict in Burma, East Timor, and the Philippines.

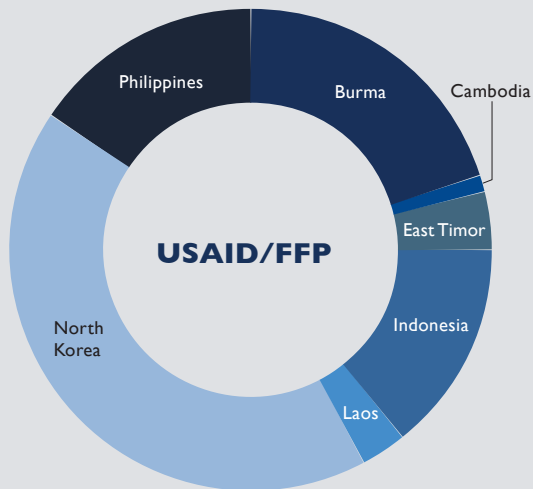
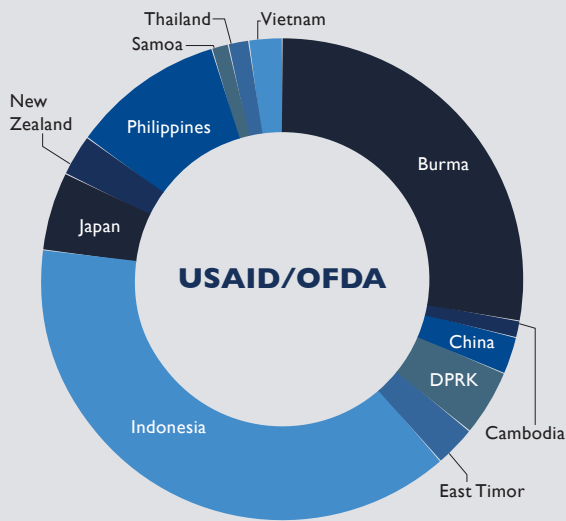
Between FY 2003 and FY 2012, USAID provided nearly \$304 million in disaster response assistance in EAP. USAID/OFDA assistance included nearly \$142 million for programs in health, nutrition, protection, livelihoods, shelter, agriculture and food security, humanitarian coordination, and water, sanitation, and hygiene (WASH), as well as support for logistics and provision of relief commodities. USAID/FFP assistance included more than \$162 million in emergency food aid.

In the last decade, USAID deployed multiple humanitarian response teams to the region, including six Disaster Assistance Response Teams (DARTs). A multi-country DART responded to the December 2004 Indian Ocean tsunami in Indonesia and Thailand. DARTs also deployed to Indonesia for earthquakes in FY 2006 and FY 2010, as well as to Burma after Cyclone

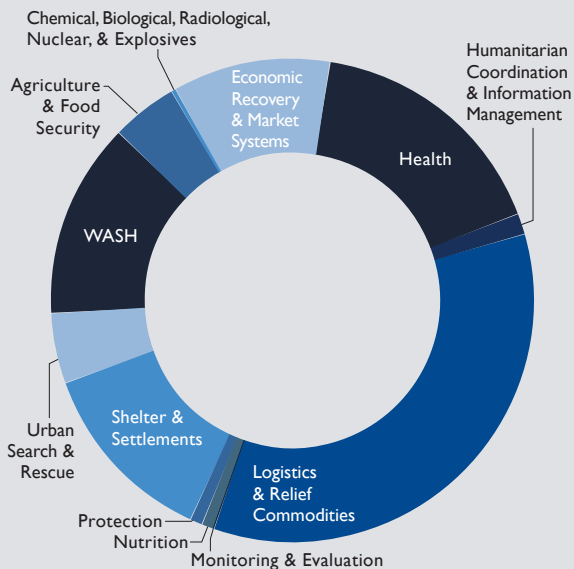
NUMBER OF DISASTERS DECLARED IN EAST ASIA AND THE PACIFIC BY TYPE (FY 2003 – 2012)



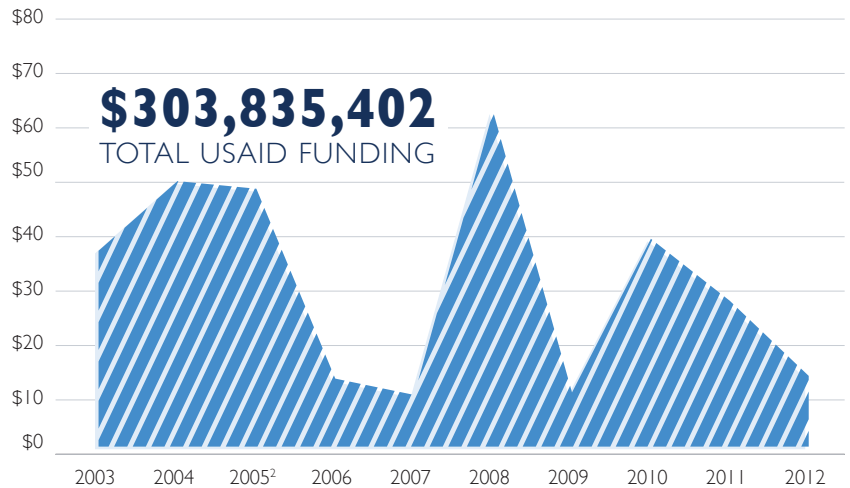
USAID HUMANITARIAN ASSISTANCE TO EAST ASIA AND THE PACIFIC BY COUNTRY (FY 2003 – 2012)



USAID/OFDA HUMANITARIAN ASSISTANCE TO EAST ASIA AND THE PACIFIC BY SECTOR (FY 2003 – 2012)[†]



USAID DISASTER RESPONSE FUNDING TO EAST ASIA AND THE PACIFIC¹ (FY 2003 – 2012), IN MILLIONS



Nargis in FY 2008. Most recently, in FY 2011, DARTs deployed to New Zealand and Japan in response to earthquakes, a tsunami, and a resulting nuclear emergency. USAID has also activated multiple Washington, D.C.-based Response Management Teams to support DART coordination and response efforts.

Due to the recurrent nature of disasters in EAP, USAID/OFDA priorities include supporting and promoting activities to help reduce the vulnerability of populations in disaster-prone areas and increase their resilience to future shocks. USAID/OFDA has developed a regional disaster risk reduction (DRR) strategy to complement emergency assistance interventions and address the underlying causes of vulnerability. The strategy emphasizes building local capacity for disaster mitigation and response and uses activities that are tailored to each country context. As such, USAID/OFDA programs help reduce the impact of disasters by enabling communities to recognize hazards through early warning systems and react more efficiently through community action plans. DRR programs include flood management in Southeast Asia, volcano monitoring in Indonesia, and training for communities, local non-governmental organizations, first responders, and authorities throughout the region on how to better prepare for and respond to disasters.

Through emergency and development food assistance programs, USAID/FFP works to save lives and reduce food insecurity in times of crisis and situations of chronic food insecurity. USAID/FFP emergency food assistance includes both in-kind food aid and cash-based assistance in the form of local and regional procurement of food commodities, cash transfers, and food vouchers, where market conditions allow.

¹ FY 2012 rounded figures represent committed or obligated amounts as of September 30, 2012. FY 2012 figures are subject to fluctuation due to end-of-fiscal-year financial review and reconciliation activities. Figures do not include USAID/OFDA disaster preparedness and mitigation assistance provided outside of declared disaster responses or USAID/FFP development assistance.

² FY 2005 funding includes USAID/OFDA Asia regional funding in response to the Indian Ocean tsunami in addition to EAP-specific costs.

[†] Chart does not include stand-alone DRR projects, administrative support costs, or funding that cannot be categorized by sector due to changes to the USAID/OFDA accounting system that occurred during the decade covered by this document.